

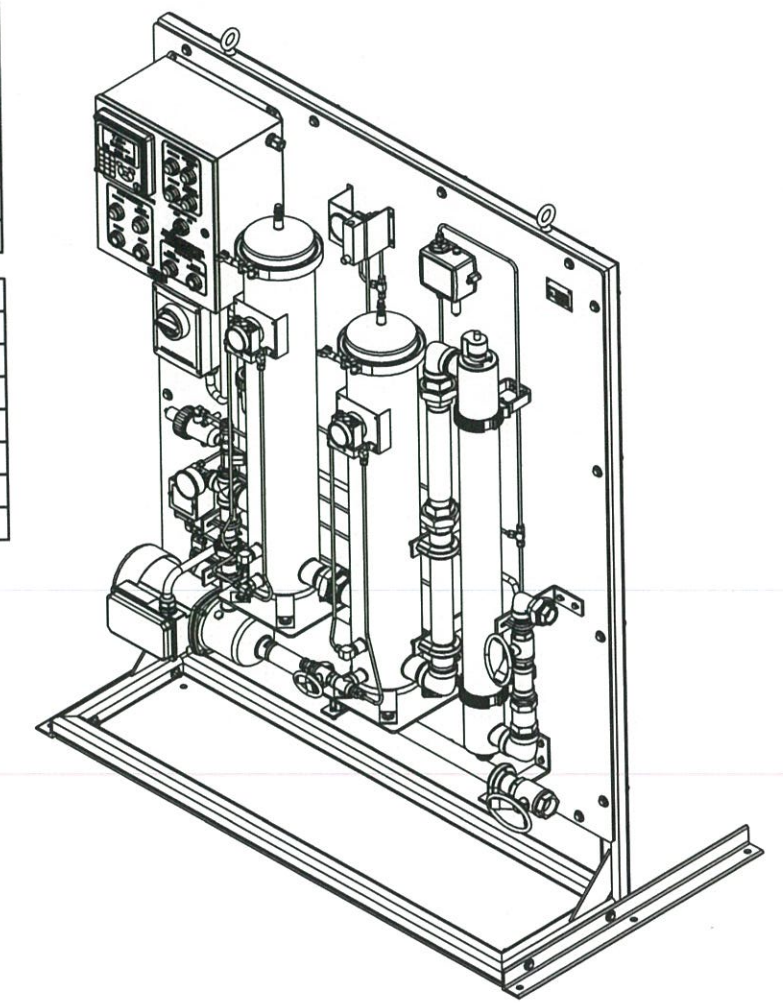
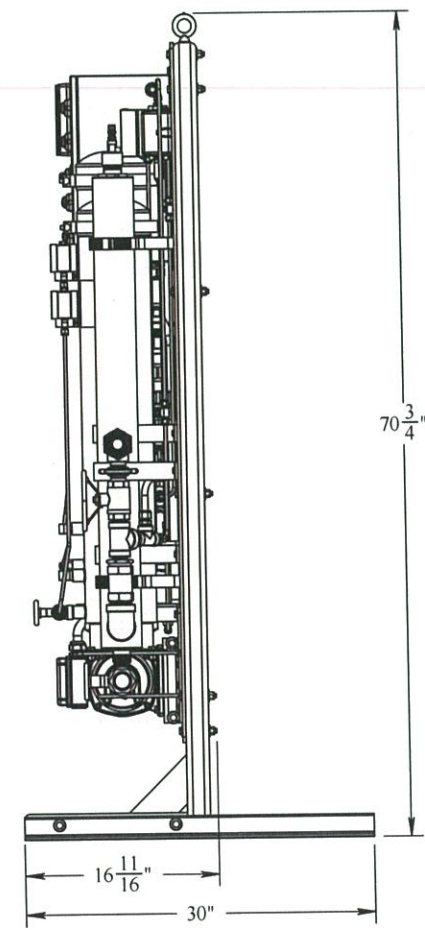
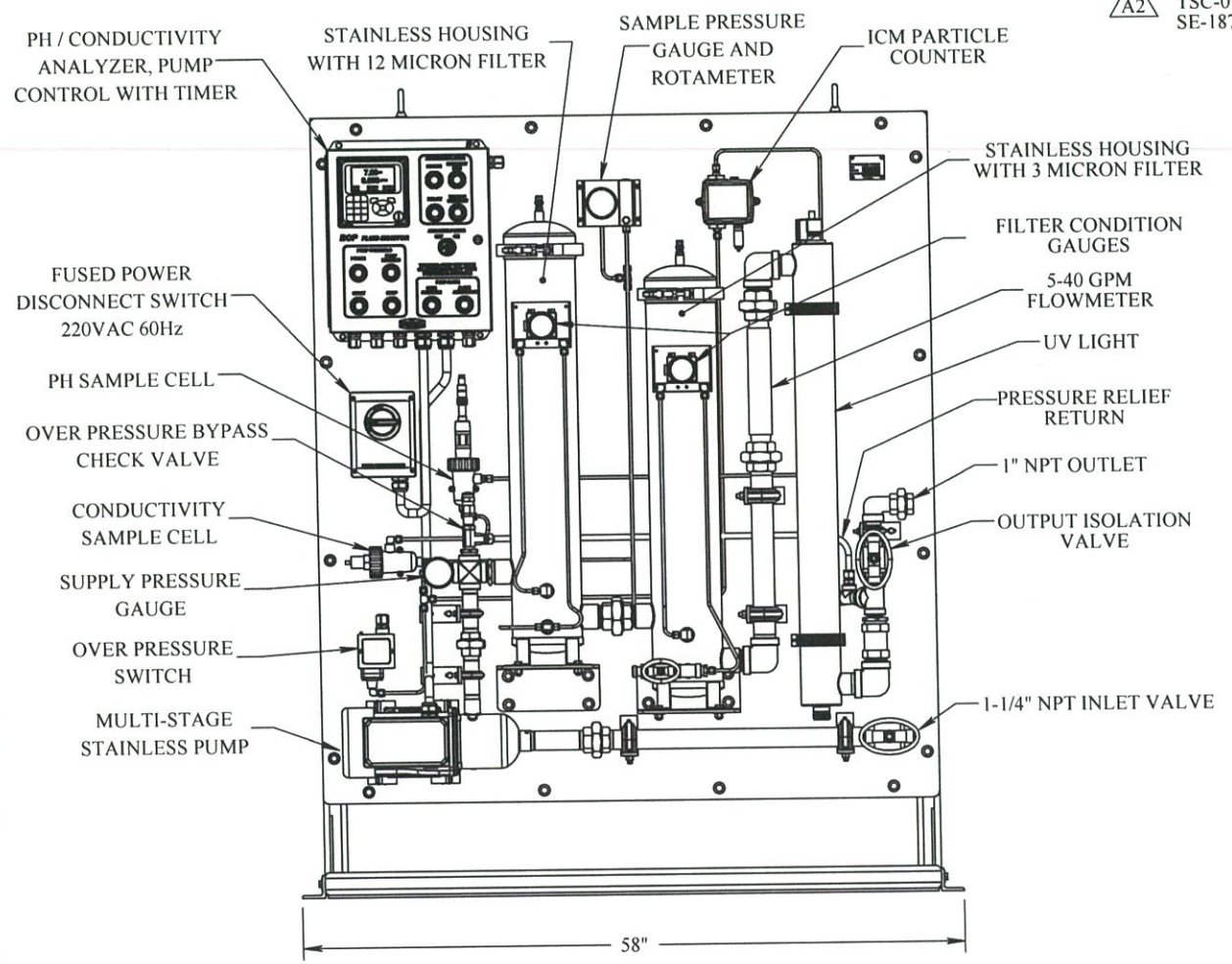
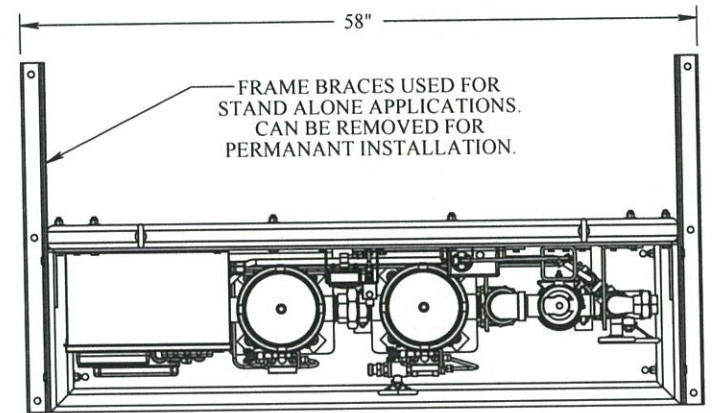
REVISIONS				
REV.	DESCRIPTION	ECO #	DATE	APPROVED
A1	RELEASE	2017-057	6/26/17	RH
A2	ADD NOTE FOR OPTIONAL ACCESSORIES	2017-074	7/28/17	

TSC-02279-UV-ICM-PHC-SK SPARES KIT, FLUID FILTRATION PANEL, W/PUMP/UV/ICM/PHC		
PART NUMBER	DESCRIPTION	QTY.
SE-1847	FILTER, 12 MICRON, 4-1/2"X30", MELT BLOWN POLYPROPYLENE	1
SE-1846	FILTER, 3 MICRON, 4-1/2"X30", MELT BLOWN POLYPROPYLENE	1
SE-0972-1	CALIBRATION KIT, BUFFER SOLUTION, PH 4, NIST, 500ML	1
SE-0972-2	CALIBRATION KIT, BUFFER SOLUTION, PH 7, NIST, 500ML	1
SE-0972-3	CALIBRATION KIT, BUFFER SOLUTION, PH 10, NIST, 500ML	1
SE-1210	FUSE, TIME LAG, 30A, CLASS CC, 600/300 VAC/VDC	2
SE-1288	FUSE, 5 x 20 mm CARTRIDGE, 5 AMPS, 250 VAC FAST ACTING	2

TSC-02279-UV-ICM-PHC-RK REPAIR KIT, FLUID FILTRATION PANEL, W/PUMP/UV/ICM/PHC		
PART NUMBER	DESCRIPTION	QTY.
TSC-02279-UV-ICM-PHC-SK	SPARES KIT, BOP FLUID FILTRATION SYSTEM, W/PUMP/UV/ICM/PHC	1
SE-1834	LAMP, UV, 110 WATT, 100-250 VAC, FOR VP950 UV SYSTEM	1
SE-1835	SLEEVE, QUARTZ, FOR VP950 UV SYSTEM	1
SE-1320	O-RING, SEAL, QUARTZ SLEEVE REPLACEMENT TUBE, UV LAMP	2
SE-0837	SENSOR, PH/ORP, SENSOR PH-TUPH VARIOPOL CONNECTOR (396PVP)	1
SE-0832-1	GAUGE, DIFFERENTIAL, FILTER COND., W/ MOUNTING BASE	1

ICM ACCESSORIES:

A2	TSC-01967	ICM FLUSHING KIT WITH HAND PUMP
	SE-1877	IN-LINE CONTAMINATION MONITOR, USB INTERFACE



FLUID FILTRATION PANEL FEATURES

- PUMP CONTROL WITH PH / CONDUCTIVITY ANALYZER
- INCLUDES DUTY CYCLE TIMER
- MULTI-STAGE STAINLESS STEEL PUMP
- 220VAC, SINGLE PHASE, 60Hz
- FUSED POWER DISCONNECT SWITCH
- OVERPRESSURE PUMP DISABLE SWITCH
- POWER, PUMP RUNNING, PUMP AND ANALYER ALARM INDICATORS
- ICM PARTICLE COUNTER
- SAMPLE FLOW ROTOMETER
- INLINE FLOWMETER
- 25 GPM MAXIMUM FLOW
- UV LIGHT (ULTRAVILET GERMICIDAL IRRADIATION)
- 12 MICRON PRE FILTER, 3 MICRON POST FILTER
- FILTER CONDITION INDICATOR GAUGES
- OVERPRESSURE BYPASS CHECK VALVE
- 100 PSI MAXIMUM WORKING PRESSURE
- 1-1/4" NPT INLET & 1" NPT OUTLET CONNECTIONS
- PAINTED FRAME WITH STAINLESS HYDRAULIC COMPONENTS

PROPRIETARY AND CONFIDENTIAL: THE INFORMATION CONTAINED IN THIS DRAWING IS THE SOLE PROPERTY OF THE SUBSEA COMPANY INC. ANY REPRODUCTION IN PART OR AS A WHOLE WITHOUT THE WRITTEN PERMISSION OF THE SUBSEA COMPANY INC IS PROHIBITED.	WORKMANSHIP STANDARD PER WI 751-001	NAME: CORES DATE: 7-28-17		THE SUBSEA COMPANY INC	REV A2
	UNLESS OTHERWISE SPECIFIED: ALL DIMENSIONS ARE IN INCHES	DRAWN: CORES CHECKED: AC APPROVED: KAN			
3RD ANGLE PROJECTION: 	INTERPRET GEOMETRIC TOLERANCING PER: ASME Y14.5	WEIGHT: 794.39 LBS.	DWG. NO. TSC-02279-UV-ICM-PHC-GA	SHEET 1 OF 1	